

ELKAY®

SPECIFICATIONS

Versatile Bi-Level Wall Mounted Water Cooler Filtered, Pushbar Activated Models LZ(S)TL8 and LZSTLDD

RATED FOR INDOOR USE ONLY

PRODUCT SPECIFICATION

Self-contained wall mount electric two-level water cooler. Refrigerated LZ(S)TL8 models offer a chilling capacity of 8 GPH of 50°F drinking water, based upon 80°F inlet water and 90°F ambient. Models LZSTLDD is non-refrigerated shall deliver non-chilled drinking water. Shall include the WaterSentry® VII 1500-gallon capacity filter, certified to NSF/ANSI 42 and 53. Unit shall meet ADA guidelines. Unit shall be lead-free design which is certified to NSF/ANSI 61 and 372 and meets Federal and State low-lead requirements. Unit shall be certified to UL399 and CAN/CSA 22.2 No. 120.

Models LZSTL have self-closing Easy-Touch pushbar controls on front & sides. Models LZTL have self-closing Easy-Touch pushbar controls on front only. Models LZSTLDD are non-refrigerated. Requires outlet for power cord.

NOTE: Minimum 40 psi supply line pressure required in special circumstances where both sides of bi-level are in use simultaneously to ensure adequate stream height.

STANDARD FEATURES

- Easy-Touch pushbar activation
- WaterSentry® VII 1500-gallon capacity Filtration System, certified to NSF/ANSI 42 & 53 (Lead, Class 1 Particulate, Chlorine, Taste & Odor)
- Extra deep basin minimizes splashing; with integral drain
- Available with Flexi-Guard® Safety bubbler or Vandal-resistant[†] bubbler
- Vandal-resistant[†] bubbler (includes "VR" code in model no.)
- Valve with built-in flow regulator to provide constant stream from 20 to 105 psi water pressure
- *Versatile cooler design allows units to be installed either left-hand high and right-hand low or left-low and right high
- Cooler panel finishes: Light Gray Granite Vinyl Clad Steel or Stainless Steel
- Rated for Indoor Use

COOLING SYSTEM (Models LZ(S)TL(VR)8 only)

- Compressor: Hermetically-sealed, reciprocating type, single phase. Sealed-in lifetime lubrication.
- Condenser: Fan cooled, copper tube with aluminum fins. Fan motor is permanently lubricated.
- Cooling Unit: Combination tube-tank type. Self-cleaning. Continuous copper tubing with stainless steel tank. Fully insulated with EPS foam that meets UL requirements for self-extinguishing material.
- Refrigerant Control: Refrigerant R134a is controlled by accurately calibrated capillary tube.
- Temperature Control: Easily accessible enclosed adjustable thermostat is factory preset. Requires no adjustment other than for altitude requirements.



*Versatile cooler configuration as shipped



*Versatile cooler configuration alternate installation




CONSTRUCTION

- Stainless Steel basin with integral drain
- Galvanized structural steel cooler chassis provides structural integrity
- Cooler cabinet available as Light Gray Granite Vinyl Clad Steel or Stainless Steel (additional cost) construction
- Exclusive Flexi-Guard® Safety bubbler (option) utilizes an infused anti-microbial pliable polyester elastomer to prevent accidental mouth injuries. Flexes on impact.
- Vandal-resistant[†] bubbler (option) is one-piece, heavy duty construction

REPLACEMENT FILTER:

- 51299C (single)

Warranty: 5 year limited warranty on the unit's refrigeration system. Electrical components and water system are warranted for 12 months from date of installation or 18 months from factory shipment, whichever date falls first.

CAPACITIES CHART									
Model	Voltage / Hertz	Chilling** Capacity	F.L. Amps	Rated Watts	Approx. Ship Wt.	UL399 and CAN/CSA 22.2 No. 120 Certified	ADA Compliant	NSF/ANSI 61 and 372 Certified	NSF/ANSI 42 and 53 Certified (Filter only)
† LZ(S)TL8*(F)C	115V / 60Hz	8 GPH	5.0	370	75 lbs.	•	•	•	•
LZSTLVR8*C	115V / 60Hz	8 GPH	5.0	370	75 lbs.	•	•	•	•
LZ(S)TL(VR)8*2JOC	220V / 50Hz	6.7 GPH	2.0	370	75 lbs.	++	•	•	•
LZ(S)TL(VR)8*3JOC	220V / 60Hz	8 GPH	2.2	370	75 lbs.	++	•	•	•
LZSTL(VR)DD*C	115V / 60Hz	–	1.0	15	49 lbs.	•	•	•	•

*Color code of (L) Light Gray Granite or (S) Stainless Steel cooler panels.
 **Based on 80°F inlet water & 90°F ambient air temp for 50°F chilled drinking water.
 ++Complies; not third party certified.
 † Glass filler available at extra cost, add code (F). Requires factory preparation to receive glass filler.

This specification describes an Elkay product with design, quality and functional benefits to the user. When making a comparison of other producer's offerings, be certain these features are not overlooked.

Versatile Bi-Level Wall Mounted Water Cooler
Filtered, Pushbar Activated
Models LZ(S)TL8 and LZSTLDD

ELKAY®
ROUGH-IN DIMENSIONS

RATED FOR INDOOR USE ONLY

IMPORTANT! INSTALLER PLEASE NOTE:

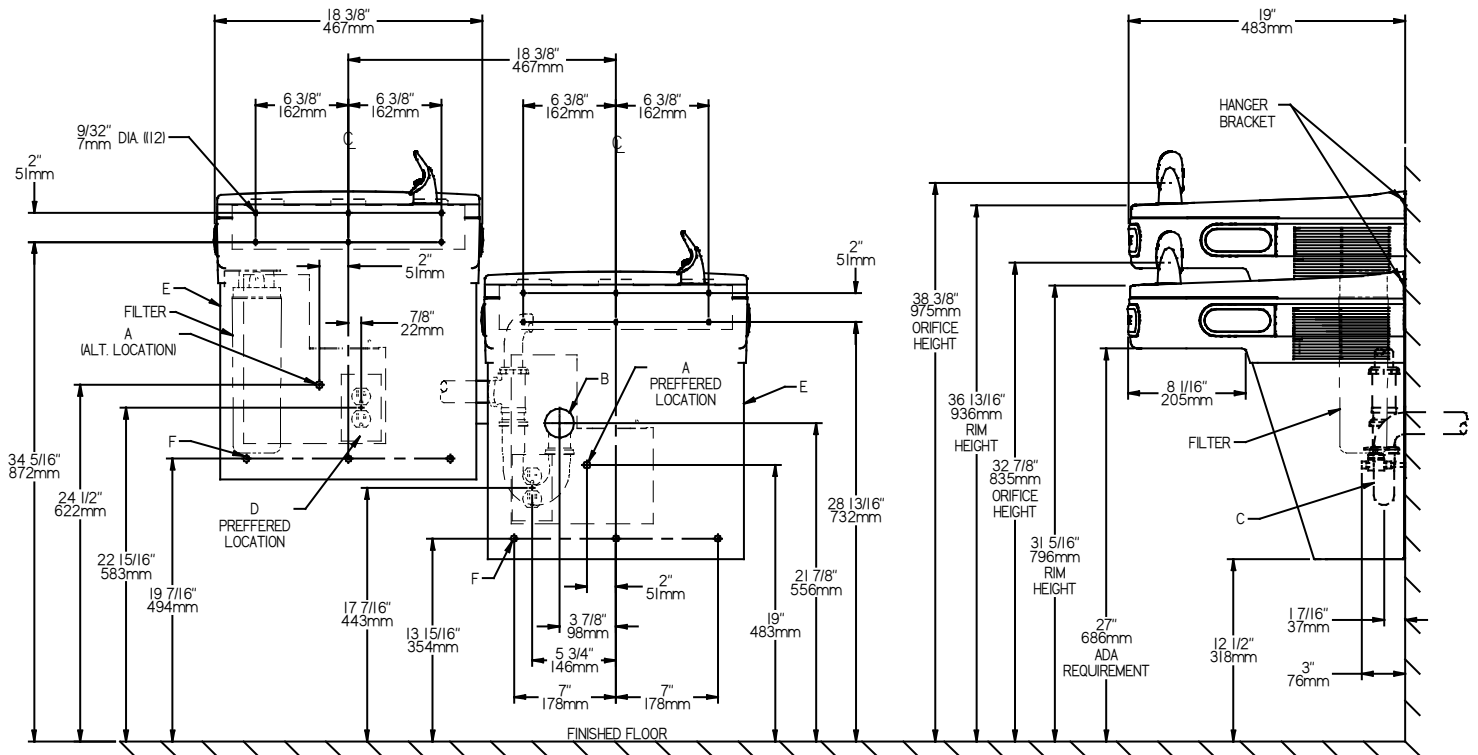
These units are designed and built to provide water to the user which has not been altered by materials in the cooler waterway. The grounding of electrical equipment such as telephone, computers, etc. to water lines is a common procedure. This grounding may be in the building but may also occur away from the building. This grounding can cause electrical feedback into a water cooler creating an electrolysis which results in a metallic taste or an increase in the metal content of the water. This condition is avoidable by installing the cooler using the proper materials as shown.

NOTICE

This water cooler must be connected to the water supply using a dielectric coupling. The cooler is furnished with a non-metallic strainer which meets this requirement. The drain trap which is provided by the installer should also be plastic to completely isolate the cooler from the building plumbing system.

Model shown with Flexi-Guard® bubbler.

ROUGH-IN FOR LEFT-HAND HIGH SIDE MODELS



REDUCE HEIGHT BY 3 INCHES FOR INSTALLATION OF CHILDRENS ADA COOLER

LEGEND:

- A = Recommended Water Supply location. Shut-off Valve (not furnished) to accept 3/8" O.D. unplated copper tube. Up to 3" (76mm) maximum out from wall.
- B = Recommended Waste Outlet location. To accommodate 1-1/2" nominal drain. Drain stub 2" (51mm) out from wall.
- C = 1-1/2" Trap (not furnished).
- D = Electrical Supply (3) Wire Recessed Box Duplex Outlet.
- E = Insure proper ventilation by maintaining 6" (152mm) minimum clearance from cabinet louvers to wall.
- F = 7/16" (11mm) Bolt Holes for fastening to wall.

NOTE: New Installations Must Use Ground Fault Circuit Interrupter (GFCI)

Job Name:	_____
Model:	_____ Qty. _____
Contact:	_____
Approval Signature:	_____
Notes:	_____

