

COMMERCIAL DATA SHEET - Wall Mount Sensor

Billi™

Billi Bench Wall Sensor Tap

Billi's contactless sensor tap range uniquely features its infrared sensor built into the spout. This sensor automatically detects hand movement in the hand washing zone and shuts off as soon as you move your hands away, reducing water wastage.

The sensor tap range is ideal for use in food preparation, healthcare, aged care, residential bathrooms, childcare, schools and universities, and commercial washrooms.



Wall Mount Sensor Tap



Features



CONTACTLESS
DISPENSING



SENSOR
ACTIVATED



USER FRIENDLY
& ERGONOMIC
DESIGNED



RANGE OF
FINISHES




MAINS OR
BATTERY
POWER



6 STARS
WELS RATING

PRODUCT SPECIFICATIONS

Water type	Product code	Model name	WELS rating	Flow rate
	961100	Wall Mount Sensor Tap	6 Star	4 litres / min.

Accessories

948103 - Back of wall PVC install kit

Finishes

Standard Finishes

CH - Chrome

BR - Brushed

MB - Matte Black

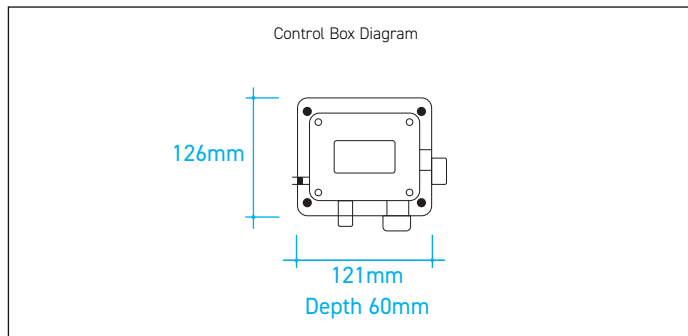
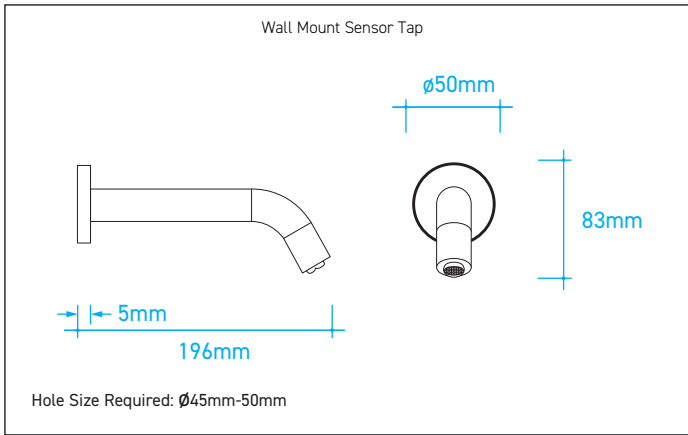
Special Order Finish

UB - Urban Brass

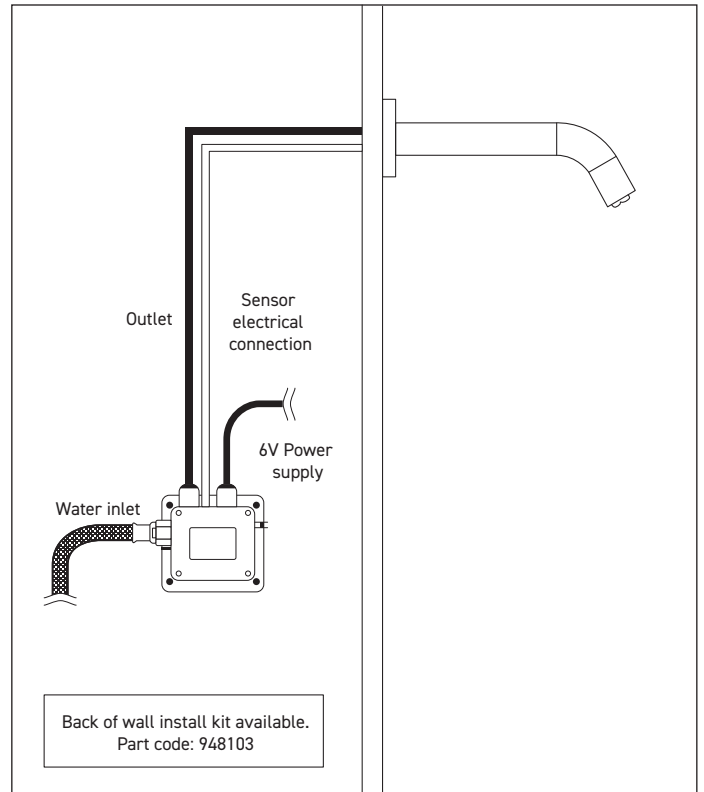
Add the Finish code to the Product Code to finalise your specification, eg. 961100CH

TECHNICAL DRAWING & INSTALLATION REQUIREMENTS

PRODUCT DIMENSIONS



PREFERRED INSTALLATION LAYOUT



WATER SUPPLY

The Billi sensor tap has been tested and can operate from min 50kPa to max 700kPa. The recommended working pressure range is between 100 - 700 kPa. It is fitted with a 1/2" BSP (15mm) inlet nipple. Min flow rate supplied is 4L/min.

POWER SUPPLY

The Billi sensor tap is supplied with battery or mains power packs.
 Battery: 6V DC / 4 x 1.5 AA batteries (not supplied).
 Mains: 240V 10 amp GPO.

The control box must be fitted no more than 1100mm from the outlet. Transformer power supply lead is 1300mm long. All Billi sensor taps are supplied with wall plugs and screws..

CERTIFICATIONS

The Billi Sensor taps are manufactured under a certified quality control system. Billi Sensor taps have been tested and comply to:
 Watermark WM-021914;
 Certified to AS/NZ3498 and AS/NZ 4020;
 ISO9001:2015, QEC 11627;
 WELL member mark;
 Compliant to AS1428.

WARRANTY

The Billi Washroom Range is covered by a comprehensive 12 month warranty on all parts and labour.

Billi™

Billi Australia Pty Ltd
 42 Lucknow Crescent,
 Thomastown, Victoria
 3074 Australia

P 1800 812 321
F +61 3 9469 0499
W www.billi.com.au

visit us at



Designed and manufactured in  to the highest quality standards